

Scaled data based on original data using  
LM-79-08 Approved Method: Electrical and Photometric Measurements of Solid-  
State Lighting Products

Test Report Prepared for  
Cooper Lighting Solutions  
(formerly Eaton)

Brand: McGRAW-EDISON

Report Number: P386219

Luminaire Tested: **GWC-SA1D-760-U-SL3**

Issue Date: 3/3/2020

**Test Information**

Test Method: LM-79-08  
Report Number: P386219  
TEST IS SCALED FROM IESNA LM-79-08 TEST DATA (G2-1903-205-22)  
Test Lab: INNOVATION CENTER  
Issue Date: 3/3/2020  
Manufacturer: COOPER LIGHTING SOLUTIONS (FORMERLY EATON)  
Product Line: MCGRAW-EDISON  
Catalog Number: GWC-SA1D-760-U-SL3  
Description: GALLEON WALL LUMINAIRE  
(1) 70 CRI, 5700K, 1200mA LIGHTSQUARE WITH 16 LEDS AND TYPE III SPILL  
LIGHT ELIMINATOR OPTICS  
Light Source: -  
Ballast/Driver: ELECTRONIC DRIVER

**Summary**

Lumens per Lamp: N/A  
Luminaire Lumens: 8287 lumens  
Efficiency: N/A  
Efficacy: 123.7 lumens/watt  
Luminous Opening: Rectangular (W 0.5' x L: 0.5' x H: 0')  
IES Classification: Type III - Medium  
BUG Rating: B1 - U0 - G3

Input Watts (W): 67  
Input Voltage (V): NR  
Input Current (Ain): NR  
Voltage Rise (V): NR  
Power Factor: NR  
Total Harmonic Distortion (THDi): NR  
Frequency (hertz): 60  
Stabilization Time: NR  
Operation Time: NR  
Ambient Temperature (°C): NR  
Test Distance: 24 FT



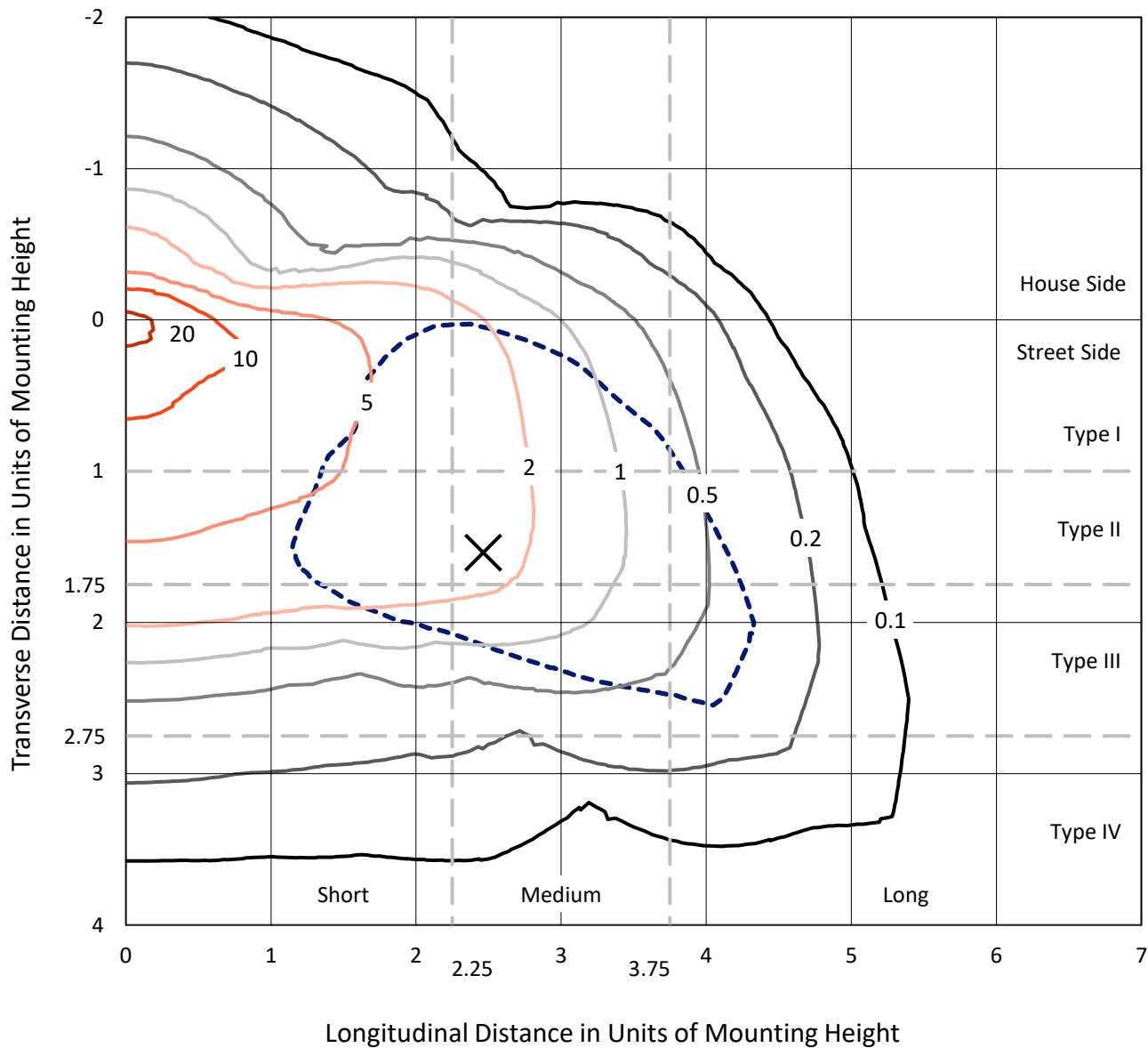
REPORT NUMBER: P386219

CATALOG NUMBER: GWC-SA1D-760-U-SL3

### Iso-Footcandle Lines of Horizontal Illumination

× Max cd

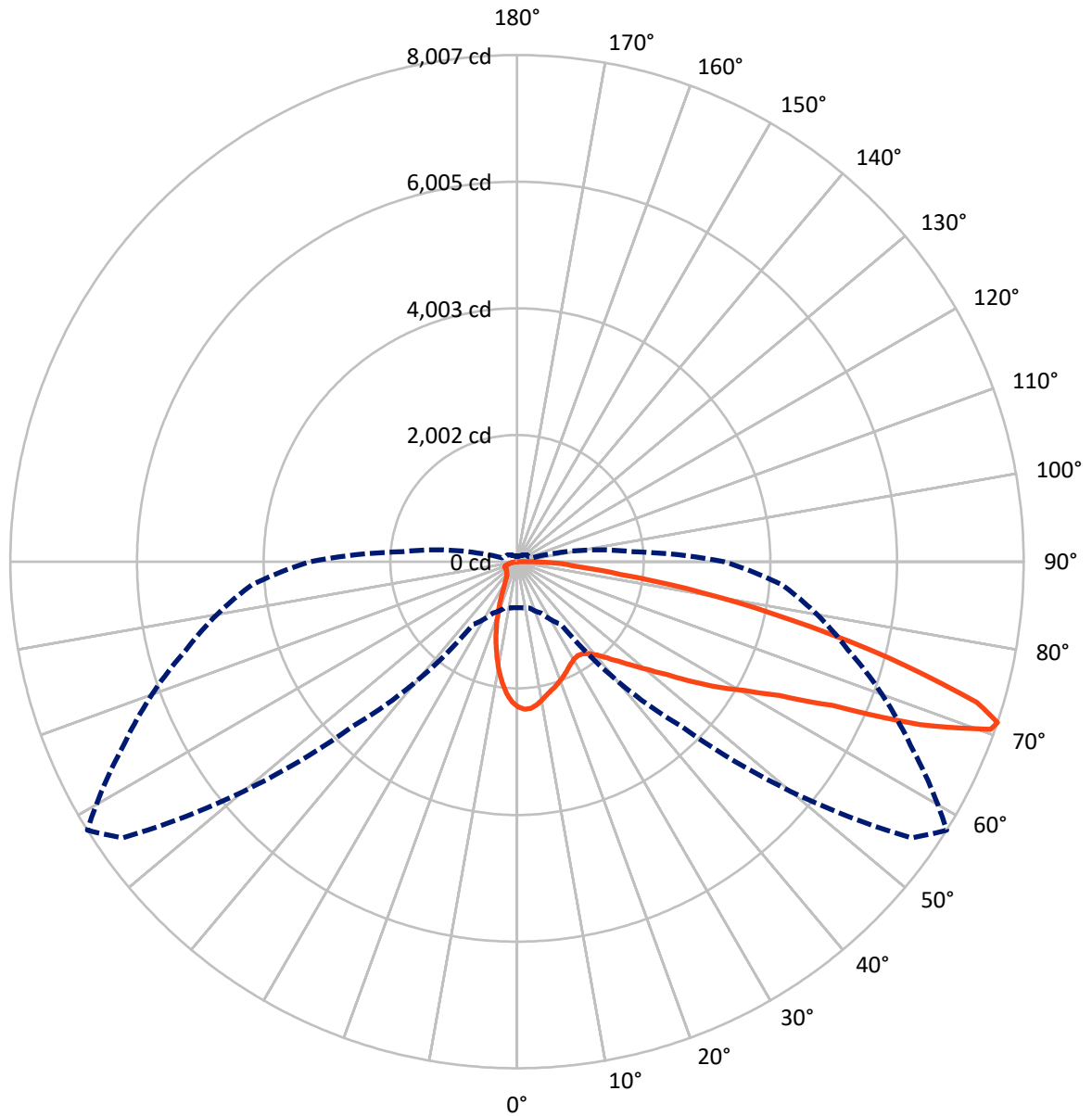
--- 1/2 Max cd



Based on 10 foot mounting height. Maximum calculated value = 23 fc  
 Type III - Medium - N/A

REPORT NUMBER: P386219  
CATALOG NUMBER: GWC-SA1D-760-U-SL3

### Luminous Intensity Polar Plot



— Vertical Plane Through 58-Deg Lateral    - - - Horizontal Cone Through 71-Deg Vertical



REPORT NUMBER: P386219  
 CATALOG NUMBER: GWC-SA1D-760-U-SL3

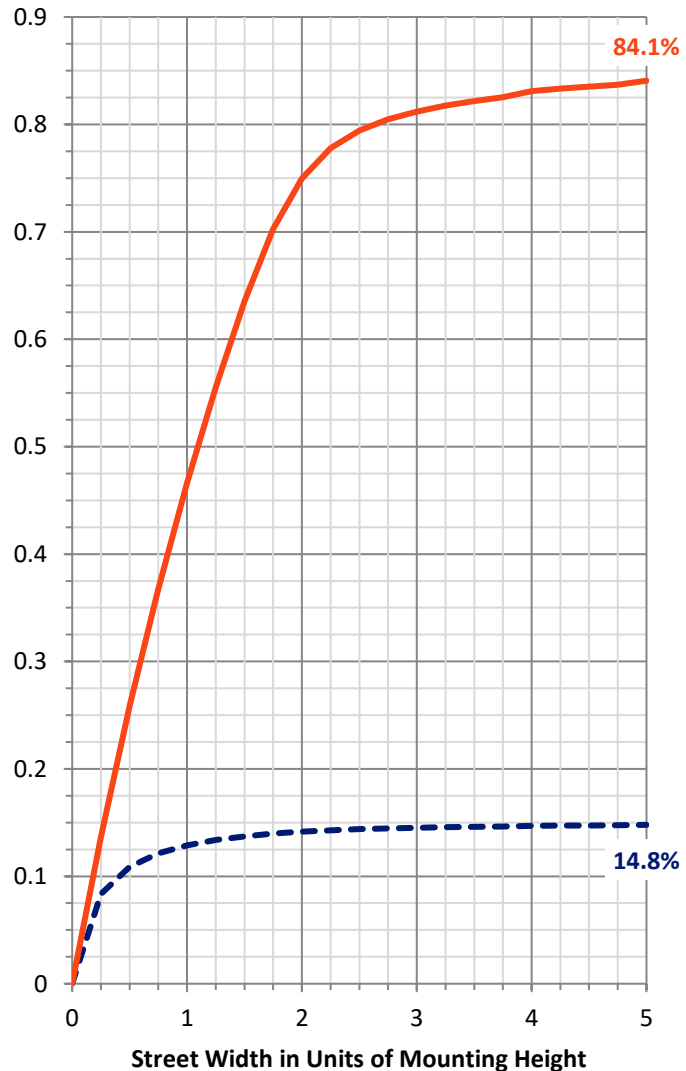
**FLUX DISTRIBUTION:**

		Downward	Upward	Total
<b>House Side</b>	Lumens	1239.0	0.0	1239.0
	% Fixture	15.0	0.0	15.0
<b>Street Side</b>	Lumens	7048.0	0.0	7048.0
	% Fixture	85.0	0.0	85.0
<b>Total</b>	Lumens	8287.0	0.0	8287.0
	% Fixture	100.0	0.0	100.0

**ZONAL LUMENS:**

Zone	Lumens	% Fixture
0°-10°	198.1	2.4
10°-20°	440.5	5.3
20°-30°	559.8	6.8
30°-40°	713.0	8.6
40°-50°	1011.1	12.2
50°-60°	1564.8	18.9
60°-70°	2130.2	25.7
70°-80°	1421.1	17.1
80°-90°	248.5	3.0
90°-100°	0.0	0.0
100°-110°	0.0	0.0
110°-120°	0.0	0.0
120°-130°	0.0	0.0
130°-140°	0.0	0.0
140°-150°	0.0	0.0
150°-160°	0.0	0.0
160°-170°	0.0	0.0
170°-180°	0.0	0.0
0°-90°	8287.0	100.0
0°-180°	8287.0	100.0

**Coefficient of Utilization**



REPORT NUMBER: P386219

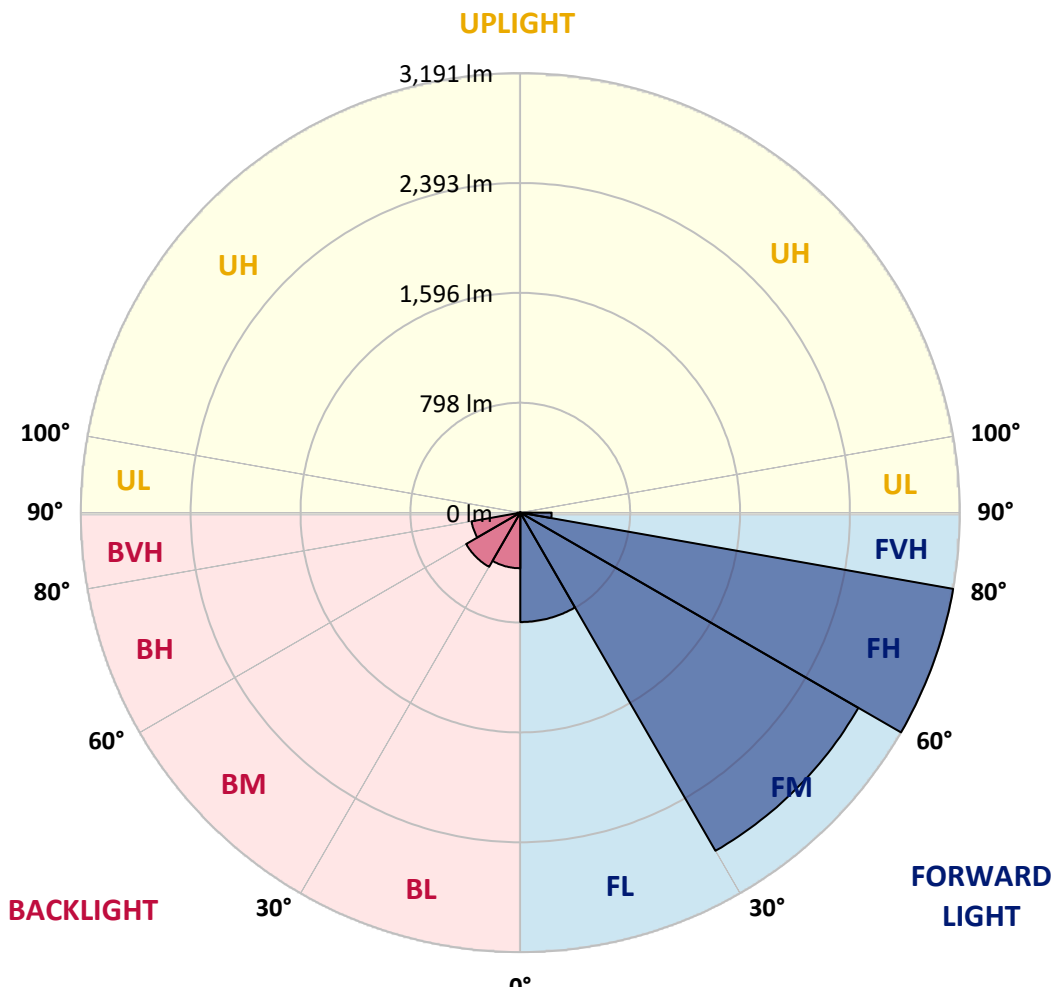
CATALOG NUMBER: GWC-SA1D-760-U-SL3

**LUMINAIRE CLASSIFICATION SYSTEM LUMEN TABLE AND BUG RATING:**

Zone	Lumens	% Fixture	Zone Rating/Lumen Limit		
			B	U	G
FL (0°-30°)	794.4	9.6			
FM (30°-60°)	2834.6	34.2			
FH (60°-80°)	3191.2	38.5			G2/5000
FVH (80°-90°)	227.8	2.7			G3/500
BL (0°-30°)	403.9	4.9	B1/500		
BM (30°-60°)	454.4	5.5	B1/1000		
BH (60°-80°)	360.1	4.3	B1/500		G1/500
BVH (80°-90°)	20.6	0.2			G1/100
UL (90°-100°)	0.0	0.0		U0/0	
UH (100°-180°)	0.0	0.0		U0/0	

**BUG Rating: B1-U0-G3**

Type III Medium





REPORT NUMBER: P386219  
 CATALOG NUMBER: GWC-SA1D-760-U-SL3

**CANDELA DISTRIBUTION (FULL):**

	0°	5°	15°	25°	35°	45°	55°	58°	65°	75°	85°
0°	2296.1	2296.1	2296.1	2296.1	2296.1	2296.1	2296.1	2296.1	2296.1	2296.1	2296.1
2.5°	2357.0	2353.8	2354.9	2352.6	2347.1	2341.7	2333.6	2335.0	2323.8	2307.0	2286.2
5°	2312.5	2311.4	2320.0	2324.9	2329.0	2325.8	2323.5	2326.4	2309.9	2286.8	2250.7
7.5°	2219.3	2206.6	2217.5	2234.0	2249.6	2261.4	2277.0	2279.0	2268.6	2244.4	2197.0
10°	2086.8	2074.6	2090.8	2116.5	2147.7	2176.0	2207.4	2213.2	2215.2	2193.3	2135.8
12.5°	1949.4	1940.1	1956.3	1992.4	2044.0	2087.6	2137.9	2146.5	2164.4	2149.7	2079.3
15°	1826.4	1822.9	1842.6	1878.1	1937.5	2004.2	2076.7	2092.5	2122.9	2117.9	2035.1
17.5°	1720.2	1719.3	1734.3	1771.5	1837.4	1921.7	2015.8	2042.6	2087.6	2093.4	1998.7
20°	1641.1	1639.3	1649.7	1677.2	1745.0	1840.5	1949.9	1986.9	2051.8	2072.0	1961.2
22.5°	1598.6	1598.3	1598.6	1611.6	1667.0	1756.0	1885.9	1930.9	2016.9	2055.0	1919.6
25°	1591.4	1590.6	1584.2	1582.8	1614.2	1685.2	1822.4	1872.0	1983.7	2043.2	1880.1
27.5°	1610.2	1611.3	1603.0	1589.4	1595.7	1638.8	1767.2	1820.3	1957.2	2040.9	1852.7
30°	1649.2	1648.6	1641.4	1627.2	1614.8	1621.4	1728.0	1781.1	1939.3	2051.0	1833.9
32.5°	1692.2	1695.3	1693.9	1686.1	1667.6	1641.1	1716.1	1768.1	1934.1	2075.2	1825.8
35°	1743.8	1747.3	1757.7	1763.8	1742.1	1699.4	1741.5	1786.6	1949.1	2120.8	1838.8
37.5°	1792.9	1801.9	1831.0	1856.7	1838.2	1790.6	1809.1	1841.1	1995.6	2192.7	1873.7
40°	1849.5	1857.3	1904.9	1959.5	1956.6	1907.2	1917.9	1939.3	2077.5	2295.8	1937.0
42.5°	1905.2	1920.8	1989.8	2067.1	2089.4	2045.8	2062.8	2074.1	2193.0	2432.3	2047.2
45°	1979.4	1996.1	2092.0	2185.2	2237.2	2212.6	2239.8	2244.1	2338.2	2618.2	2207.4
47.5°	2091.7	2110.7	2222.4	2320.3	2399.7	2402.3	2447.0	2445.3	2519.5	2831.0	2409.2
50°	2266.6	2294.0	2385.5	2477.0	2573.5	2627.2	2686.9	2678.5	2736.8	3057.6	2641.6
52.5°	2495.8	2508.5	2576.3	2643.9	2763.7	2884.1	2969.8	2962.3	2983.4	3290.5	2905.4
55°	2733.4	2742.9	2770.9	2807.9	2968.9	3165.2	3346.5	3334.7	3281.3	3532.4	3166.1
57.5°	2947.0	2966.3	2985.7	3001.0	3175.6	3459.1	3731.9	3732.7	3604.6	3793.4	3435.4
60°	2980.2	2997.2	3125.1	3245.8	3529.2	3851.1	4144.4	4135.7	3939.1	4076.5	3735.6
62.5°	2634.4	2672.8	2886.4	3207.4	3869.9	4568.1	4670.6	4659.9	4339.2	4425.5	4085.2
65°	1887.9	1931.5	2189.2	2671.6	3704.7	5358.2	5620.3	5476.6	4884.8	4854.8	4494.5
67.5°	1089.1	1099.5	1211.2	1598.6	2820.8	5399.5	7069.2	6868.0	5732.0	5341.8	4694.9
70°	805.4	805.1	831.6	983.8	1526.5	4406.8	7758.2	7938.6	6624.0	5502.0	4411.7
71°	728.3	729.2	758.9	895.4	1208.9	3688.6	7611.8	8006.7	6859.0	5422.9	4206.7
72.5°	622.9	625.8	667.1	803.1	1017.0	2543.7	6981.4	7598.0	6970.4	5227.7	3886.0
75°	472.5	479.2	536.3	676.9	929.5	1290.1	5123.8	6067.2	6192.2	4612.9	2887.5
77.5°	337.2	344.7	409.3	569.3	883.6	972.2	3431.4	4425.5	4556.9	2956.2	1302.5
80°	213.0	222.0	270.8	452.9	830.2	923.2	2156.3	2974.7	2484.8	946.0	331.4
82.5°	125.0	131.9	168.0	295.9	678.1	889.1	1268.7	1648.9	967.0	285.8	150.7
85°	72.5	75.6	104.8	188.5	492.5	839.2	932.1	921.7	419.7	139.7	71.3
87.5°	33.8	37.5	62.1	98.4	273.4	608.2	736.7	636.5	261.0	65.5	33.5
90°	0.0	0.0	0.0	0.0	0.0	0.0	0.0	0.0	0.0	0.0	0.0



REPORT NUMBER: P386219  
 CATALOG NUMBER: GWC-SA1D-760-U-SL3

**CANDELA DISTRIBUTION (continued):**

	90°	95°	105°	115°	125°	135°	145°	155°	165°	175°	180°
0°	2296.1	2296.1	2296.1	2296.1	2296.1	2296.1	2296.1	2296.1	2296.1	2296.1	2296.1
2.5°	2276.1	2271.2	2250.7	2232.5	2213.5	2188.7	2161.2	2157.8	2141.0	2144.2	2138.4
5°	2231.1	2218.7	2169.3	2124.6	2071.8	2024.4	1973.0	1949.4	1915.3	1913.0	1904.3
7.5°	2166.7	2143.6	2067.1	1982.3	1897.4	1816.6	1736.6	1684.1	1630.4	1607.6	1605.6
10°	2094.3	2055.0	1942.4	1816.9	1694.5	1576.4	1462.1	1377.5	1301.3	1265.2	1263.8
12.5°	2025.6	1967.6	1813.1	1642.2	1474.8	1321.8	1165.1	1053.9	958.4	926.3	912.8
15°	1967.3	1885.6	1687.3	1468.7	1265.5	1053.1	874.7	757.7	669.4	638.8	633.0
17.5°	1910.7	1805.6	1558.2	1293.5	1047.9	814.3	635.6	548.8	501.7	489.3	489.0
20°	1854.4	1723.3	1423.4	1114.3	837.4	609.1	488.7	449.7	433.9	432.4	430.1
22.5°	1790.6	1636.2	1281.7	934.4	653.5	478.9	415.4	399.8	397.8	403.0	403.0
25°	1730.8	1549.6	1137.9	758.3	508.3	399.5	370.9	367.8	373.2	382.5	383.3
27.5°	1675.1	1466.1	997.6	601.9	407.3	351.9	340.0	343.8	353.6	364.3	364.6
30°	1629.2	1387.3	861.4	474.3	344.1	316.4	314.4	321.9	332.5	340.9	342.9
32.5°	1593.7	1320.1	729.7	381.3	302.8	289.8	291.6	297.9	304.5	309.2	312.3
35°	1577.3	1262.3	608.2	321.6	276.5	269.3	271.6	275.1	278.0	281.4	284.0
37.5°	1580.2	1217.6	499.7	284.3	258.9	255.2	255.2	255.2	255.2	256.9	257.2
40°	1607.0	1191.9	411.3	260.7	247.1	243.1	239.9	237.0	234.7	235.8	235.3
42.5°	1675.7	1189.6	346.7	245.7	237.6	230.9	224.6	220.5	217.7	218.8	219.4
45°	1792.3	1218.5	303.1	235.0	228.6	218.5	210.4	206.1	204.1	207.8	208.4
47.5°	1943.3	1281.4	276.5	227.2	220.3	207.0	198.3	194.3	194.8	200.3	201.8
50°	2137.9	1383.6	263.8	222.3	214.5	197.2	188.2	184.7	186.5	194.3	196.0
52.5°	2351.5	1530.8	265.3	220.8	210.7	189.9	180.4	176.4	179.3	186.5	187.9
55°	2598.0	1707.8	289.2	222.9	205.2	185.3	174.1	167.1	169.4	176.1	177.2
57.5°	2871.9	1910.4	337.5	222.3	198.3	181.0	167.4	157.0	158.8	162.8	164.0
60°	3157.1	2155.2	412.2	224.0	195.1	175.8	158.5	145.5	144.9	148.4	149.0
62.5°	3499.5	2438.4	497.7	225.2	197.2	169.2	146.6	133.9	132.2	133.1	133.7
65°	3852.3	2643.3	465.6	220.5	203.5	163.7	136.3	122.7	119.5	118.9	119.2
67.5°	3863.2	2423.6	326.5	211.3	206.1	160.8	128.5	113.2	108.0	105.9	105.7
70°	3464.6	1969.0	254.3	201.5	195.7	156.2	121.2	105.4	97.6	94.4	94.1
71°	3270.0	1812.5	241.0	196.6	187.9	151.5	118.1	101.9	93.8	90.4	89.8
72.5°	2964.9	1624.9	224.9	188.8	172.9	139.7	112.0	97.0	88.6	84.6	83.7
75°	2127.8	1062.6	193.1	168.3	143.2	111.4	98.1	87.2	80.0	75.1	74.5
77.5°	819.8	422.9	146.1	140.0	109.7	87.2	80.8	75.3	70.1	65.2	64.9
80°	253.4	189.1	106.5	105.4	79.4	64.9	62.9	61.5	59.5	54.3	53.1
82.5°	135.4	108.5	73.3	68.1	52.0	43.3	45.6	46.2	46.5	41.0	40.4
85°	64.7	57.4	41.3	38.7	30.3	24.2	28.0	30.3	30.6	25.1	23.4
87.5°	30.9	30.0	19.3	14.7	11.3	8.1	9.8	12.1	13.3	9.5	8.4
90°	0.0	0.0	0.0	0.0	0.0	0.0	0.0	0.0	0.0	0.0	0.0



Signify Classified - Internal  
Cooper Lighting Solutions Photometric Lab  
1121 Highway 74 South  
Peachtree City, GA 30269

Scaled Data Report



Report Generated By 670245982

Signify Classified - Internal  
Cooper Lighting Solutions Photometric Lab  
1121 Highway 74 South  
Peachtree City, GA 30269

Scaled Data Report



Signify Classified - Internal  
Cooper Lighting Solutions Photometric Lab  
1121 Highway 74 South  
Peachtree City, GA 30269

Scaled Data Report



Signify Classified - Internal  
Cooper Lighting Solutions Photometric Lab  
1121 Highway 74 South  
Peachtree City, GA 30269

Scaled Data Report



Signify Classified - Internal  
Cooper Lighting Solutions Photometric Lab  
1121 Highway 74 South  
Peachtree City, GA 30269

Scaled Data Report



--- HS — SS

Signify Classified - Internal  
Cooper Lighting Solutions Photometric Lab  
1121 Highway 74 South  
Peachtree City, GA 30269

Scaled Data Report



u

Signify Classified - Internal  
Cooper Lighting Solutions Photometric Lab  
1121 Highway 74 South  
Peachtree City, GA 30269

Scaled Data Report



Signify Classified - Internal  
Cooper Lighting Solutions Photometric Lab  
1121 Highway 74 South  
Peachtree City, GA 30269

Scaled Data Report



(END OF REPORT)